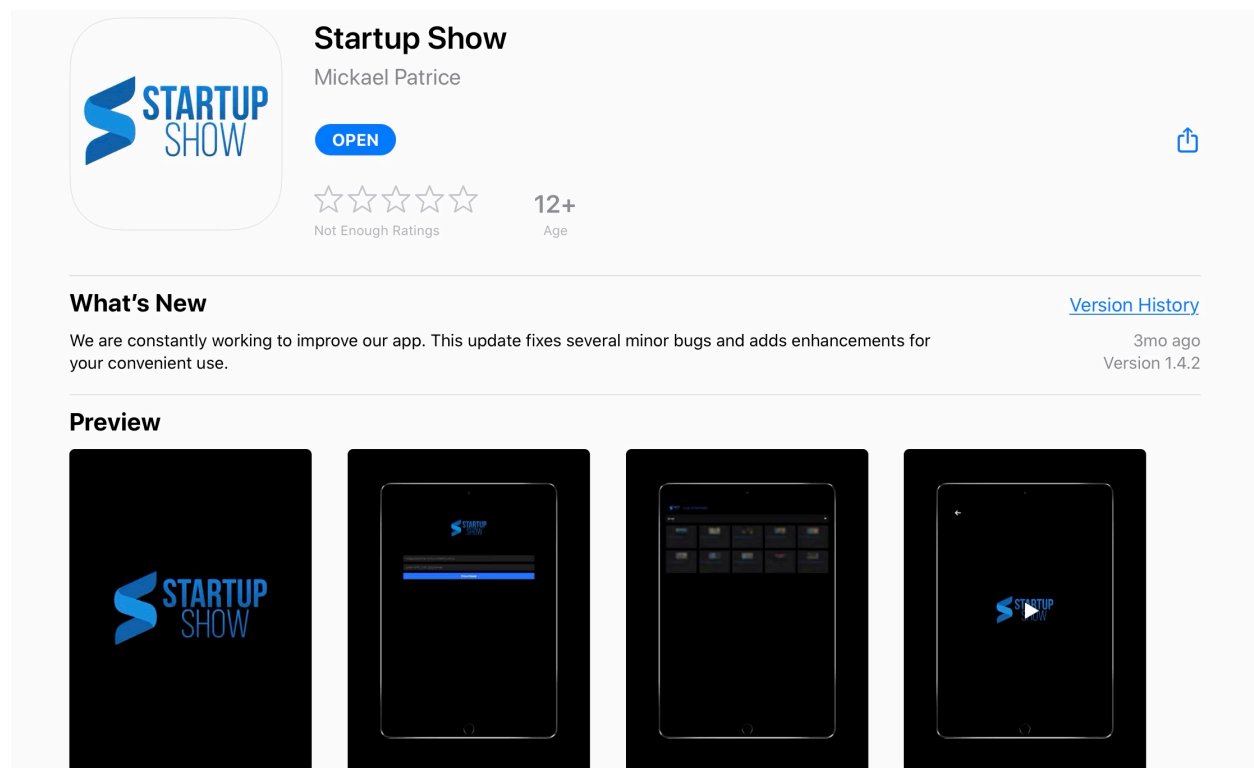




iPad, iPhone & Apple TV Installation Guide

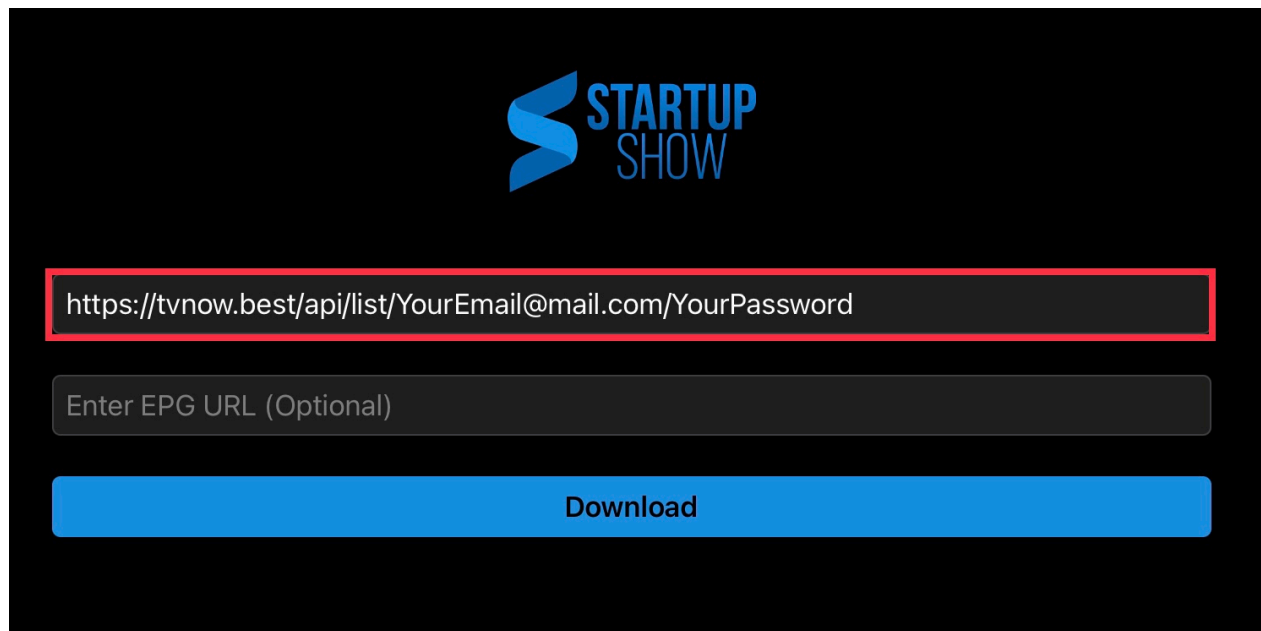
1. Go to the APP Store, search for "**Startup Show**" and install it.



2. Once installed Open the app.

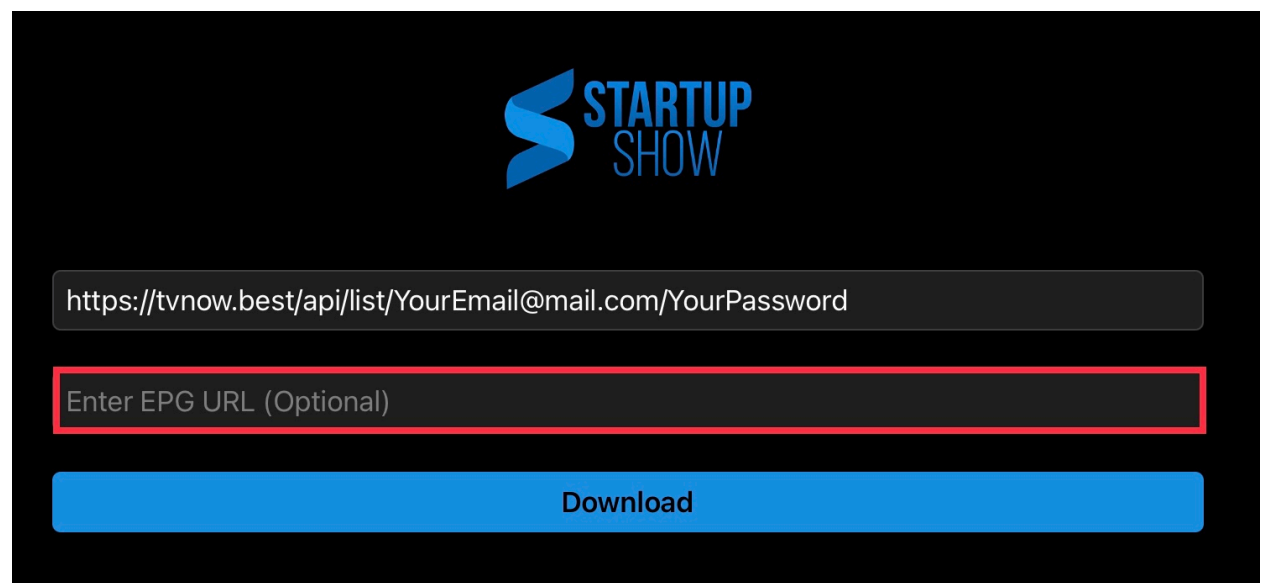
Next you will need to have your M3U link at hand. If you don't remember your M3U link click [here](#). If you need to reset your password or M3U link, click [here](#).

3. In the top box labeled “**Enter M3U URL**”, Type in your M3U link. **The Link is case sensitive.**



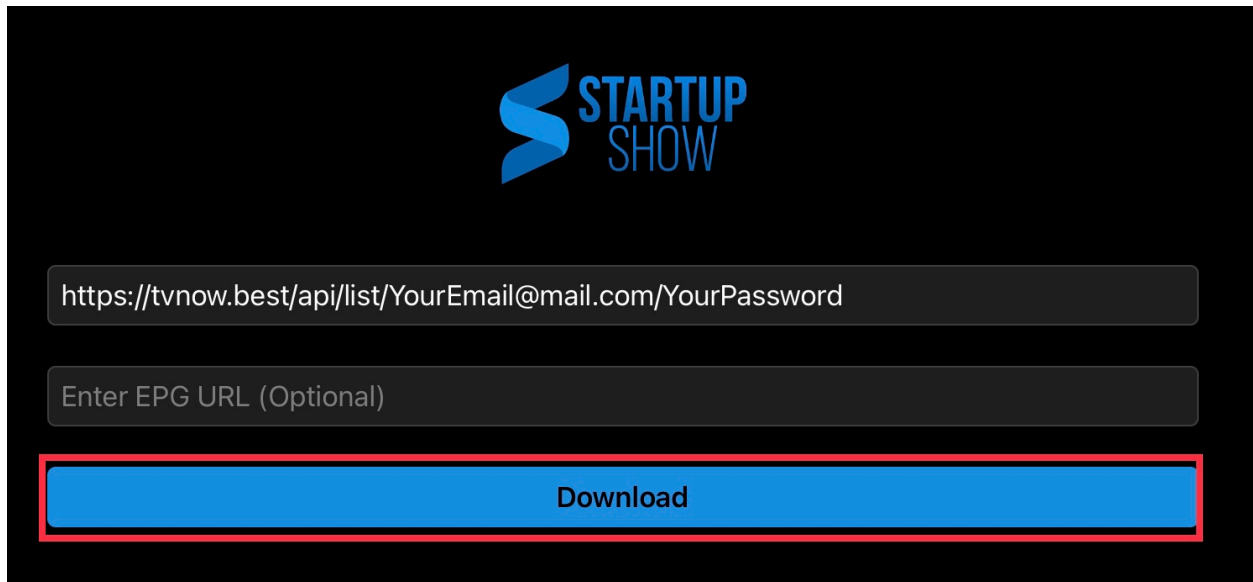
The screenshot shows the Startup Show logo at the top. Below it, there are two input fields and a button. The top input field, labeled "Enter M3U URL (Optional)", contains the text "https://tvnow.best/api/list/YourEmail@mail.com/YourPassword" and is highlighted with a red border. The bottom input field, labeled "Enter EPG URL (Optional)", is empty. Below the input fields is a blue button labeled "Download".

4. Leave the bottom box labeled “**Enter EPG URL**” blank.



The screenshot shows the Startup Show logo at the top. Below it, there are two input fields and a button. The top input field, labeled "Enter M3U URL (Optional)", contains the text "https://tvnow.best/api/list/YourEmail@mail.com/YourPassword". The bottom input field, labeled "Enter EPG URL (Optional)", is empty and highlighted with a red border. Below the input fields is a blue button labeled "Download".

5. Select **“Download”**



The screenshot shows a dark-themed interface for 'STARTUP SHOW'. At the top center is the logo, which consists of a blue stylized 'S' icon followed by the text 'STARTUP SHOW' in blue. Below the logo are two input fields. The first field contains the URL 'https://tvnow.best/api/list/YourEmail@mail.com/YourPassword'. The second field is labeled 'Enter EPG URL (Optional)'. At the bottom of the form is a prominent blue button with the text 'Download' centered on it. This button is highlighted with a thick red border.

Enjoy!